



Anne Frank Forward



"How wonderful it is that nobody need wait a single moment before starting to improve the world."

Contact Us

431 Ilan Ramon Blvd.
Maple ON
L6A 0X2
P: 289-342-1001 /

Upcoming Dates:

SEPTEMBER

- Sept. 26: P.A Day –no classes
- Sept. 28: BBQ/Curriculum Night 4:30-7pm
- Sept. 29 :Terry Fox Run

OCTOBER

- Oct. 3-4 : Rosh Hashanah
- Oct. 5 School Council/Election
- Oct. 10 : Thanksgiving
- Oct. 12 :Yom Kippur
- Oct. 18 Lion Pride Assembly
- Oct. 24 and 24 :Photo Day
- Oct. 28: P.A Day –no classes

A Message from Administration

Dear Families,

To our returning families, welcome back to Anne Frank P.S. and to our new families, a big welcome to our school – your school. It is with great excitement and pride that we embark on this wonderful adventure of starting Year 3 in sort of still a new school. We have accomplished so much in Years 1 & 2, setting school culture, routines, family involvement through school council and beyond, school opening ceremony, our school mascot (Go LIONS!), our school song, athletic events, technology enhancement, maker spaces in the learning commons and in classrooms, Arts Night, Kindergarten Concerts, student leadership, community engagement opportunities, and so much more! We wouldn't have been able to do all we've done without the phenomenal staff, students and families! You rock! Thank you so much!

We look forward to teaching and learning with all of our students from last year and meeting our new students, getting to know them, teaching them and learning from them! We also look forward to continuing to work with our incredibly supportive families and meeting all new families as we continue to partner in this journey. Throughout the year, please remember that for real time information about the various happenings at our school, visit our school BLOG at www.annefrankps.com . You may also follow us on Twitter @afpsyr.

As we look forward to year three at Anne Frank P.S. we will continue to focus on the following three areas as part of our School Improvement Plan, align our work with the BIPSA (Board Improvement Plan for Student Achievement and Wellness), and gather some additional quantitative data from our first AFPS EQAO results (information will be shared with families this fall as soon as it becomes available from the Ministry):

Mathematics

We will continue to engage students in meaningful, high quality interactions and problem solving in the math classroom. We will continue to foster a growth mindset in mathematics and support risk taking, collaboration and higher level thinking. Learning through inquiry in the math classroom will continue to be an area of focus for educators and students.

Modern Learning

At Anne Frank P.S. we understand that the world keeps on changing and that we all must continue to learn in order to keep up. We, educators, students and families, are all learners. Modern learning includes a focus on the digital dimension as well as the interpersonal attributes which are critical to being a successful citizen of the world of tomorrow.

Mental Health

We recognize the importance of noticing people, listening to each other and connecting with each other. We know that resilience is key to success and that we all have a role in fostering and developing resilience in our students. At Anne Frank P.S. we strive for equitable and innovative practice to help support mental health.

Continued on next page...

Being an Anne Frank school, we will continue to develop the foundational practices of Leadership, Innovation and Equity. We will continue to inspire, engage and motivate. We will continue to spark creativity in problem solving and new approaches to learning together and finally we will continue to be committed to promoting a culture of high expectations for all students and believe that each student and adult can be successful as they are engaged in ongoing learning.

In Years 1 & 2, we worked hard to develop a culture of equity and inclusivity in our school and foster community and belonging. We will continue to do so in Year 3 as well as continue to expand on our motto of “Be a leader ~ Be a learner ~ Have a voice and have fun!”. We understand that leaders, educators, students and families, must MODEL the behaviour they want to see, CONNECT with people and INVOLVE people whenever they can. These are three simple actions which will feed everything else in our school. For example, we will foster the idea that all members of our school need to MODEL more kindness, truth and humility and less ego. (*check out www.givemore.com for more information on this framework as well as the Lead Simply book).

Remember, at Anne Frank P.S. we are all leaders and we all lead by example. We encourage you to start the conversation with each other and with your children. Our expectations will continue to be high of everyone and we truly feel that in a supportive and caring environment, anything is possible because we are the world.

Our best wishes go out to all of you. We look forward to a great year of learning, reflection, mutual respect and connection.

Sincerely yours,

Aneta Fishman
Principal

Doug Chester
Vice Principal

First Day Entry procedure:

It will be an exciting day on September 6, so to cut down on the confusion, please take note of the following:

Yard supervision begins at 8:55 a.m. Parents are encouraged to drop their students off in their designated areas (outlined below). Parents will not be escorting their children into the school/classroom.

Parents of JK students, please adhere to the first day visit schedule emailed to you. If you have not received your invitation, please contact the school as soon as possible for your child’s timeslot.

Designated meeting areas:

SK students will gather in the kindergarten play area

Grades 1, 2, and 3 - gather outside of the north / east entry

Grades 4, 5, 6, 7, and 8 - gather outside of the south / east entry



Teachers will greet the students at the designated entry areas at 9:05 to bring each grade into the school into a common location where students will be divided into their classrooms.

Once students are brought into the school, **parents are invited to enter the school’s front doors to join Mrs. Fishman and Mr. Chester in the front foyer for an informal “Coffee and Chat” from 9:10 a.m. - 9:30 a.m.** While you will not be able to visit your child’s classroom or meet the teacher at this time, it is a wonderful opportunity for you to meet the school administration for a few minutes and introduce

yourselves briefly.

We look forward to seeing you on the first day of school!

Arrivals and Departures

Schoolyard supervision does not begin until 8:55 a.m. Students who are driven to school must not arrive before 8:55 a.m.

Students must be in class and ready to learn at 9:10 a.m. as classes begin right after the bell. Students arriving after 9:10 a.m. will be marked late.

Students who take the bus home are expected to line up in an orderly manner in the bus loop area and are escorted to their bus from there. Information about bus routes and times can be found at www.schoolbuscity.com. Parents/guardians, it is important to remember your child's bus number and pick-up/drop-off times.

Students who walk to school are expected to leave school property immediately unless they stay after the 3:40 dismissal time to receive individual assistance, to complete assignments, or to participate in extra-curricular activities.

Students who use bicycles, skateboards, or scooters to travel to school:

- Must wear a helmet.
- Must walk while on school property.
- Should lock bicycles on the bike rack.
- Must store skateboards or scooters in their locker or backpack.

The school is not responsible
for any lost or damaged personal items.



Student Entry & Exit



At 8:55 a.m., the first bell rings indicating supervision begins. At 9:08 a.m., the next bell rings, indicating entry. Students are to line up and enter as follows:

Kindergarten: inside the kindergarten fenced play area.

Grades 1-3: Primary Doors (North/East entry)

Grades 4-8: Junior/Intermediate doors (South/East entry)

The same entry and exit procedures are in effect for morning and lunch recesses. At the end of the day, parents are asked that you please pick up your child from his/her appropriate entry/dismissal door.

For the safety of all, parents/guardians are respectfully asked not to wait inside the school or go directly to classrooms when picking-up or dropping-off their child or children.

Drop-off/Pick Up

We are primarily a walking community and encourage families to walk to school whenever possible. For the safety of our students, if you must drive, please use the **Kiss and Ride driveway** to drop off or pick up your child. There is no parking in the kiss and ride—please drop off your child and continue along the driveway, or circle around until you see your child ready to be picked up.

PARKING IN THE FIRE ROUTE IS PROHIBITED at all times. Please park in the parking spaces at the front of the school, or on the street if you are waiting for your child. Please observe and follow traffic signs. There is to be no parking outside of marked parking spaces, including along the outer perimeter of the parking lot.

Students are to enter and exit the building via the doors at the back or side of the school.

THE BUS LOOP AT THE SIDE OF THE SCHOOL IS FOR BUSES ONLY. Please do not use the Bus Loop at any time for any reason.

Student Bussing Eligibility

Did you know that students' busing eligibility changes throughout their school career? Your child's eligibility to ride the school bus may change according to their grade and distance from home to school. The provisions for eligibility identified in the Board's Transportation Policy #680 are:

- All YRDSB students in Grades JK-3 who live within 1.2 km of their school are not eligible for transportation.
- All YRDSB students in Grades 4-8 who live within 1.6 km of their school are not eligible for transportation.
- Students are not guaranteed space on school busses where a younger sibling is eligible for transportation.

To view Board Policy #680 Student Transportation, please visit www.yrdsb.ca.

For more information about bus transportation and to determine your child's eligibility please visit www.schoolbuscity.com.

Extended Absences from School

Parents please be aware of the draft procedure, Vacations Causing Absence from School that requires that parents provide notice of extended vacations beyond 15 days with a return date and that they may be required to have their child attend school at an alternate location where space is available;

Parent(s)/guardian(s) shall:

- understand that it is expected that their child attend school on all instructional days identified in the school year calendar;
- be responsible for the continuity of their child's learning when they are absent from school;
- complete the Request for Vacation Form if their child will not be returning from vacation within the first 15 days of school or for any vacation greater than 15 days during the school year;
- understand that their child will be removed from the register if they do not return to school on the expected return date or if appropriate notification of revised dates is not received; and understand that if they do not complete the Request for Vacation Form and obtain the approval of the school principal for any vacation greater than 15 days during the school year, their child may be required to attend school at an alternate location where space is available.

Audit Committee Volunteers Needed

The York Region District School Board is seeking community members with financial expertise and business knowledge to serve on its audit committee for a three year term effective **January 31, 2017**.

The Audit Committee's primary role is to assist the Board of Trustees in fulfilling its duties related to governance and oversight. The committee meets at least 3 times a year, plus ad hoc meetings as required.

Applicants must be a York Region resident and have an accounting designation, as well as sufficient accounting and senior financial management expertise to understand public sector accounting and auditing standards.

Application deadline is Friday, September 23, 2016. For more information and to apply, please visit the [Board website](#).

SCHOOL CASH ONLINE

If you haven't yet signed up for **Online payments** you'll want to do so quickly!! Lunch orders and payments for events and school trips will only be processed online!!

For those of you who still need to sign up, follow these steps:

Visit <https://yrdsb.schoolcashionline.com/>

(Works best on Chrome, Firefox, or Internet Explorer 11 or higher)

2. Register as a parent/guardian: entering your name and address and creating a password... Please select YES to receive email notifications and updates: this is how you will know when something (like PIZZA) is ready to order!
3. Wait for your confirmation email and follow the link. Check your junk/spam folder if you don't get it within an hour.
4. Once the email has been verified, register each child using his/her Student ID number. Ask your child – it is his/her login for school computers and most of them have memorized the number! If you need the school to provide it, you may contact us and we will send it to you via your child's agenda or email.
5. You're finished! You will be able to see all of the items available to you and will order them just as you would for online shopping (adding to your cart and checking out). Payments are processed and a receipt is generated for you instantly!

Note: if you are new to YRDSB, you will shortly receive communication with you student ID number so that you can sign up online.

Anne Frank P.S. on

Tips for Back to School

The start of a new school year can be a period of transition for students and families. As students start heading back to school, here are a few tips to help make the start of this school year a positive one:

- Start back to school bedtime and morning routines now. A good night's sleep and proper nutrition will go a long way in making the first week back a success.
- Try to prepare the night before so the morning is stress free – pick out clothes, and pack a nutritious lunch and snacks.
- Engage your child to help pack his or her lunch. Use reusable containers for a litterless lunch, and remember that schools are nut free.
- If your child is taking the bus, plan to arrive at the bus stop 10 minutes early.
- Make sure your child is dressed appropriately for weather.
- Remember to label everything.
- Supply lists vary by school and grade. Teachers will let students know what they need. You won't need supplies on the first day, so there is still time to shop.
- Make sure there is a quiet space to do homework.
- Talk to your child about starting school, and about his or her day at school.



Parents are the most important partners in their child's education. For more information on how parents can get more involved with their child's education, please visit our [Board website](#).

Follow us:

@afpsyr on 



Did you know...

Anne Frank P.S. operates on a **Day 1-5 Schedule**, commencing on Tuesday, September 6, with Day 1.

Student Agendas

As part of the *commitment* to improving student study habits, organizational and time management skills, we are selling an optional student homework organizer (agenda) as a suggested tool for students in grades 1-8.



Agendas are used for homework maintenance, scheduling and communication between home and school, as well as developing study skills. Parents/guardians, please check your child's agenda daily.

The cost for the agenda is **\$5.00**. If you choose to purchase the agenda, payments can be made online by **Tuesday, September 13, 2016**. Agendas will be distributed to all students during the first week of school.

Student Medication

If your child requires medication in school, please bring the original container to the office labelled with your child's name and the correct dosage. Medication can be administered by school staff once a parent completes a Board form, "Staff Administration of Medication." These can be obtained through the school's office.



Electronic Devices

Cell phones, smart phones and other personal communication devices are **NOT** permitted to be used in the school building at any time during the instructional day except with the clear permission of the classroom teacher. The school is not responsible for personal items that go missing at the school. **Any student using an electronic device that connects to the YRDSB's wireless network must follow Board Policy #194.0 – Appropriate Use of Technology.** Complete the enclosed *Information Technology Agreement*.

For emergency or urgent situations, students may use the phone in the office or calls can be made with direct teacher supervision from each classroom. **Students should not be texting each other or parents during school hours.**

Students are not allowed to bring, nor are they permitted to use, cameras, cell phone cameras, camcorders or any other type of audio or video recording devices on school property at any time unless they have been given direct permission from the principal, vice-principal or their teacher to use such a device for an assignment.

Cameras, cell phone cameras, camcorders, and all video recording devices are not allowed at school!

Allergies/Medical Conditions

Anne Frank P.S. is a **PEANUT/NUT FREE** school. There are students in our school who have a life-threatening allergy to nuts (peanut, walnuts, cashews, almonds, macadamia, hazelnut, etc) and other allergens. If they smell or come into contact with these foods, they may have an anaphylactic reaction.

An anaphylactic reaction is an allergic reaction so severe that it can cause death. Because those who are allergic can react to trace amounts, inhaling or ingesting even minute amounts can trigger a life threatening reaction. Emergency treatment involves an immediate drug injection (school has an "EPI-PEN" on hand) and an immediate trip to the hospital.

Please **DO NOT** send food products to school that contain nuts/peanuts. Please remember to check ingredients carefully. Also, due to students with extreme food allergies, **no food products for birthdays or other celebrations will be distributed at school unless it is an approved Board-recognized special event.** In addition to this, fast food lunches are discouraged and students are encouraged to bring healthy, allergy-aware, home-made lunches and snacks to eat at school. Thank you for your cooperation.

***** If your child has a serious or life-threatening allergy or medical condition, let the school know immediately and speak to the school office about completing the appropriate medical forms*****



FOOD ITEMS containing NUTS/ PEANUTS will NOT permitted in any classroom, library, hallway, or office space!

Nut-Free and Scent Aware School

Staff, students and parents work together collaboratively to create and sustain a safe and healthy environment for all our learners. This poses an additional challenge and heightened awareness for school attended by children with life-threatening allergies. While it is impossible to guarantee a risk-free environment, staff, parents and classmates can take important steps to minimize potentially fatal allergic reactions.



We ask for your assistance and cooperation to help us minimize the risk for these children by not sending nuts, peanuts, peanut butter, products containing peanut oil or other nut products or products with the disclaimer “may contain traces ...” to school.

Please read carefully the risks which this type of allergy presents:

- Only a minute amount of peanut oil, peanut butter or nut product is necessary to cause a life threatening reaction
- Death can happen within minutes of ingestion by an anaphylactic individual
- Anaphylactic shock can occur if minute airborne nut particles are inhaled
- Repeated reactions may worsen over time within individuals so that a child may have mild reactions followed by a fatal or near-fatal one
- In a severe reaction, the throat closes and the child cannot breathe
- This allergic reaction differs from other allergies in that it is life-threatening

Isolating these students from the rest during lunch and snack times will not solve this concern because upon their arrival to class a reaction is possible.

WHY: Children play in close proximity to each other. Peanut butter or crumbs can be left on rugs, desks, chairs, books or other school equipment and no matter how hard we try to clean these areas, we may miss spots. When the child returns to class, a severe reaction is possible.

TREATMENT: Administration of an epipen followed by a trip to the hospital is usually needed. *Being proactive is the key.* Our Board Policy #662.0 indicates that all students are entitled to safe and healthy environments, including an allergen safe environment, in our schools. Should your child/ren have a nut product at breakfast, please ensure that he/she thoroughly washes his/her hands and face and brushes his/her teeth.

Please do not send nuts, nut products or those products which may contain traces of nuts to school! We do appreciate the inconvenience that this may cause, but preserving the safety and well-being of all our children is well worth the effort and sacrifice.

How was school today?

How can you ask your child “how was school today” without asking “how was school today? Check out these varied questions from Simple Simon & Co. that are sure to draw out all the details kids tend to hold on to:

- #1. *What was the best thing that happened at school today? (What was the worst thing that happened at school today?)*
- #2. *Tell me something that made you laugh today.*
- #3. *If you could choose who would you like to sit by in class? (Who would you NOT want to sit by in class? Why?)*
- #4. *Where is the coolest place at the school?*
- #5. *Tell me a weird word that you heard today. (Or something weird that someone said.)*
- #6. *If I called your teacher tonight what would she tell me about you?*
- #7. *How did you help somebody today?*
- #8. *How did somebody help you today?*
- #9. *Tell me one thing that you learned today.*
- #10. *When were you the happiest today?*



Visit the following link to see more information-inspiring questions:

<http://www.simplesimonandco.com/2014/08/25-ways-ask-kids-school-today-without-asking-school-today.html/>

Visitors to the School



Board policy requires all visitors (including parents) to report to the office upon arrival. The “Sign-In Binder” in the office is to ensure the safety of your children. Please remember to sign out upon exit.

Safe Schools

Anne Frank Public School is a welcoming school where we value the importance of a safe learning environment. Over the last few years there has been an increasing need in society to be alert within our schools. The following are some of the procedures that are in place to ensure the safety and security of the students, staff, and visitors in our school:

- All visitors must identify themselves upon arrival and before entering the school, via the front doorbell/speaker.
- All visitors must enter the school through the front doors.
- Parents and caregivers are invited to wait for their child(ren)’s dismissal **outside** of the building. Please do not enter the classroom areas of the school.
- All visitors and volunteers (including parents) must sign in at the office and obtain a badge or sticker at the beginning of their visit.

Child Absent or Late? Please Call the School

Reporting your child absent or late by the following easy methods:

Call into the automated interactive telephone system (1-855-203-2994)

through which absences can be reported.

Log into the website, yorkrdsb.schoolconnects.com

Parents who have authenticated their accounts and have either an iOS or Android device can download an app that can be used to report absences.

Please remember to report your child late or absent before 9:10 a.m. in order to avoid the automated attendance phone calls that will follow

Sharing of Food

Food items are not permitted for sharing. We ask that no parents or students bring in food to be shared with others. Anyone who wants to celebrate a child’s special occasion, such as a birthday, is asked to do one of the two following things:

- Donate a book to the classroom or library to be shared by many students.
- Provide NON-FOOD/non-perishable items, such as stickers, pencils, erasers, jump ropes or bubbles.

Please check with the classroom teacher before sending in items to school. All food items brought to school to be shared will be returned to the purchaser.

Protecting Student Privacy Under the Municipal Freedom of Information and Protection of Privacy Act

At times throughout the school year, your child’s first name and last initial, image, or other information may be shared beyond the classroom and the school. This may happen, for example, during special events that attract media attention, in class and school newsletters, on websites and in displays for events such as assemblies, seasonal celebrations, or other occasions.

If you wish to exclude your child(ren) please contact Mrs. Fishman immediately in writing so that alternate arrangements can be made.

***NOTE: Parents/Guardians personally recording school events and then publicly posting them on social media do not respect the privacy rights of all parents, staff, and students whose images they share without their knowledge and/or permission. These photographs and video clips cannot be controlled by the York Region District School Board nor can it prevent their further distribution or use. **Please exercise caution when showcasing your student—protect the privacy of other individuals and do not publicly display images of any other person without permission.**

Lockers and Locks

Students in grades 5-8 will be provided lockers (some shared) this year. Each locker comes with a Dudley lock attached at no charge. However, if the lock becomes damaged or lost, a replacement fee of \$5.00 will be charged to parents. Please note that lockers will be assigned and locks from home are not permitted.

Respectful use of the lockers is expected and appreciated, meaning that students must make an effort to keep them clean and tidy, be courteous of locker buddies and neighbours, and be respectful of noise levels so as not to disrupt any students/staff in nearby classrooms.





Safety Corner

Drills: Practice Makes Perfect

During each school year, staff and students practice various safety drills so that they are well-prepared in the case of an actual emergency. Please pay attention to any signage you may see during drills, and note that, for safety reasons, community members (including volunteers and parents) who are on the grounds at the time of the drills will be expected to take part.

Safety Drills Practiced Throughout the Year

The various drills that are practiced yearly at every school in York Region include the following:

- 2 Lockdown Drills
- 6 Fire Drills
- 1 Hold & Secure Drill
- 1 Bus Evacuation Drill


Not just a toy

The York Region District School Board has a strict policy for replica weapons in any shape or form (toy swords, guns, water guns, etc.). Regardless of whether or not it is a toy, part of a project, etc., replicas mean an automatic suspension for a student. Please **do not** bring them to school! Please see our Safe Schools Policy for more details at: <http://www.yrdsb.ca/Programs/SafeSchools/Documents/YRDSBSafeSchools.pdf>

Indoor Lunch Period/Indoor Recess Due to Inclement Weather

During inclement weather, students eat lunch indoors for 20 mins. and then remain inside for a 40-minute recess. Adult school assistants supervise the halls and classrooms. For the safety of the students, lunchtime expectations include:

- Remaining in their assigned classroom and remain seated in their own seats while eating.
- Asking permission to use the washrooms and/or to leave the classroom, visiting lockers only at the beginning and the end of the lunch period.
- Obeying instructions from staff and school assistants.
- Keeping eating area clean and tidy.
- Depositing waste in garbage bins, green bins and recycling bins when dismissal occurs.
- Talking quietly and remaining seated until dismissed by staff.
- Bringing (if they choose) a quiet activity for indoor days.



Parents of grade 7 & 8 students may choose to have their child remain at school OR go home for the lunch period. Please refer to rules outlined in the Lunch Time Agreement section (next page). Intermediates who go home for lunch must go home every day and remain at home until the outdoor play period begins. They should NOT return to their classroom during the lunch period unless it is an indoor recess. Parents will need to send a note to school if their child has alternate arrangements for lunch.

Students who go home for lunch on rainy days and during inclement weather are asked to return approximately five minutes before the bell rings and come directly inside. Supervision will be inside on these days with no supervision outside on the yard.

The privilege of going home for lunch will be reviewed with the child and parents if the expectations are not being met.

All other students who bring their lunch to school may not leave school property during the lunch hour. At Anne Frank Public School, the playground is supervised when the children are outside for their recess. During severely cold days, outside recesses are modified and supervision is then provided inside.

Students coming back from lunch are to line up with their peers at the designated doors. On rainy/extreme cold days, they may go through the office.

Parent Concerns

There may come a time when you or your child encounter a situation that you feel needs further focus.

When a problem comes to your attention, gather as much information about the situation as possible.

Follow these steps if you would like to address a concern:

1. Call the school to arrange **a meeting with the teacher** to discuss your concern. Most situations can be resolved at this point through dialogue and co-operation among those involved.
2. If your concern has not been resolved at this point contact the school Principal/Vice Principal to arrange a meeting or telephone contact. We will work together to address your concern and plan appropriate interventions.

Lunch Time Agreement

Change as of 2016/2017 school year: only Grade 7 & 8 students will be permitted to leave the property daily for lunch with the Lunch Time Agreement. Complete the *Lunch Time Agreement Form* to indicate your preference.



All other students leaving the property for lunch will need to be signed out by a guardian/designated party. Please let your child's teacher know if someone other than a guardian will be signing your child out.

Students who do not go home for lunch should stay at school during lunch time. Students are strongly encouraged to bring healthy snacks.

Anne Frank P.S. is an Eco School, and we ask that students bring their food in recyclable containers. As well, our "boomerang lunches" require that students take their uneaten food home to be put into their green bin.



HOT LUNCH PROGRAMS (INCLUDING KIDS KITCHEN, LUNCH LADY, & PIZZA PROGRAMS) WILL COMMENCE IN LATE SEPTEMBER/OCTOBER. PLEASE WATCH FOR SIGN-UP INFORMATION COMING LATER THIS MONTH.

COMMUNICATION HOME

Parents/guardians are our most important partners in educating children. We communicate with you in a variety of ways throughout the year.

Agenda

The Student Agenda serves as a useful way for teachers and parents/guardians to communicate. Parents/guardians, please check your child's agenda daily.

Email

To improve communication between home and school and reduce paper use, we coordinate an email distribution list. The list will be maintained and used only by school staff to communicate electronically to parents/guardians. Your email will not be sold, distributed or publicly posted.

Stay Connected Online

You can also stay connected online through our school website and monthly school newsletter. Some classrooms also have blogs and/or newsletters to help you stay connected. Your child's teacher will provide more information.

In addition, you can follow Board news and updates at www.yrdsb.ca or on Twitter [@yrdsb](https://twitter.com/yrdsb).

School Council

***HOLD THE DATE: OCT. 5, 7:00 p.m. - 8:30 p.m.:
First Meeting and Elections***

The School Council at AFPS is actively involved in supporting student achievement through the School Improvement Plan (SIP). The council meets on a regular basis at least 4 times a year. Parent, staff, and community members are always welcome to attend the meetings, to join one of the committees, or to send comments and suggestions at any time. Please check the school newsletters for dates of the council meetings.

Anyone interested in joining School Council can complete *the School Council Candidate Nomination Form* and return it to the Main Office by **Tuesday, September 13, 2016.**

Volunteering in the School

We welcome and encourage the important role that parents/guardians and community members play in education. There are many opportunities for you to get involved at the school. For more information, contact the school office staff or review Policy and Procedure #280.0 Volunteers in Our Schools. If you are interested, please complete the *School Volunteer Form* and return it to the school office. Please note that a police screening may be required before volunteer hours commence.

Confidentiality

Parents/Guardians, please note that activities throughout the school year may require the use of student names, age, grade, etc., and while notices will be sent for most events, parents are welcome to discuss any restrictions they require with the school principal. The *Consent to Post Student Information on the Internet* form is in the Book of Forms.

Equity Alert

Due to students with extreme food allergies and in fostering an equitable learning environment, **no food products for birthdays or other celebrations will be distributed at school unless it is an approved Board-recognized special event.** Please note that during each school year there are only a handful of pre-scheduled days where certain treats are authorized. In addition to this, fast food lunches are discouraged and students are encouraged to bring healthy, allergy-aware, home-made lunches and snacks to eat at school. Thank you for your cooperation and efforts at inspiring healthy eating habits for our children.

Emergency Information

It is very important that the office has up-to-date information in case of emergency. Please ensure that the emergency information form being sent home this month is completed and returned the

Dress Code


Students will:

- Observe reasonable standards of dress and wear clothing that is not offensive (i.e. rude or disrespectful graphics or phrases)
- Avoid wearing short shorts (shorter than one hand length above the knee), halter or spaghetti strap tops, midriff tops, or clothing which exposes the navel or undergarments
- Refrain from wearing hats, caps, hoods in the school building
- During gym class, wear appropriate clothing consisting of a T-shirt, gym shorts or track pants and clean, non-marking running shoes
- Flip flop sandals are not allowed for safety reasons

Restorative Approaches/Progressive Discipline

At Anne Frank, we use a restorative approach to discipline. When a behavioural concern is reported, the following five restorative questions are asked:

1. What happened?
2. What were you thinking at the time?
3. What have you thought about since?
4. Who has been affected and in what way?
5. What do you think you need to do to make things right?



Appropriate behaviour is a responsibility shared by all. By using this process, it is our hope that students will begin to repair the damage done to any relationships. Depending on the circumstances of each situation, a variety of other consequences may be applied as well.

When we speak about **progressive discipline**, this refers to the range of consequences that may be applied after considering the nature of the offence and the age, past history and developmental abilities of the student. Consequences may include:

- Discussion with Teacher, Principal or Vice-Principal
- Parent contact/involvement
- Restorative Reflection Sheet Assignment
- Repairing damaged relationships
- Mediated Conversations
- Behaviour contracts
- Written Action Plan
- Removal of privileges
- Exclusion from optional activities
- Detentions before/during/after school
- Withdrawal from class
- Community service
- Suspension
- Payment for damages
- Police involvement
- Expulsion

Recognition of Positive Behaviour and Demonstration of Positive Character Traits

We encourage the positive behaviours demonstrated by our students by providing informal rewards such as verbal praise and certificates as well as more formal award presentations. We hold monthly assemblies to recognize the demonstration of positive character traits supported by the Board of Education. Each month celebrates one of the ten traits. Parents/guardians are always welcome to attend.

General Expectations:

Respect

- * Respect the rights of others
- * Be kind, caring and helpful
- * Be honest and fair
- * Co-operate with others
- * Respect the property of the school and others

- * Follow safety rules on the playground, inside the school and on the buses
- * Keep your hands and feet to yourself
- * Weapons or toy weapons are strictly forbidden
- * Possession of cigarettes, alcohol and illegal drugs is prohibited

- * Arrive on time to school and to each class
- * Come to class with all books and materials
- * Complete assignments, projects and homework to the best of your ability at all times

Safety/Security

Learning

- * Put forth your best effort at all times

Courtesy and Manners

- * Use appropriate language at all times. Verbal abuse, offensive language and disrespectful comments and/or gestures are unacceptable
- * Public displays of affection are not appropriate in the school environment

Environmental Awareness

- * Help keep our school a tidy place in which to learn
- * Place litter in proper containers
- * Lunch and snacks should be eaten **INSIDE** the school building and not taken outside



Restorative Approaches/Progressive Discipline Continued...

Responsibilities


Students are expected to:

- Be aware of, and follow, the responsibilities outlined in this Code of Behaviour
- Be accountable for their words and actions
- Demonstrate a positive attitude and a commitment to learning
- Be courteous, co-operative, and respectful of self and others
- Respect personal, school, and community property
- Respect ethnic, racial, gender, physical, and learning differences
- Use appropriate language at all times
- Be prepared for class with materials required for learning
- Follow rules and routines established in the classroom
- Teach their child to respect others
- Help their child develop a sense of self-worth and a caring attitude towards others
- Teach their child to accept responsibility and be accountable for their words and actions
- To help foster a co-operative partnership with school staff
- To ensure that their child understands all elements of the Safe Schools Policy and this Behaviour Code (Read, review and sign together)
- To inform the school when their child's behaviour may be affected by other circumstances
- To support and encourage their child's learning
- Provide the best education possible for each student
- Maintain proper order and discipline
- Deal with student behaviour fairly, judiciously, and consistently, using a restorative approach
- Be positive role models and to treat students with respect
- Help students develop a sense of self-worth and a caring attitude towards others
- Model respect for ethnic, racial, religious, gender, physical, and learning differences
- Communicate and work effectively with parents and students
- Keep parent(s) informed and work with parent(s) to resolve behaviour concerns

Staff is expected to:

Parents are expected to:

Physical Expectations



At Anne Frank, we believe in a HANDS-OFF policy. Students are expected to keep their hands and feet to themselves and avoid activities that involve aggressive play and/or touching. Activities that are not acceptable include "play-fighting", wrestling, piggy-backing, tripping, pushing, shoving, body-checking, poking, punching, and other forms of rough play in classrooms, stairwells, hallways, and on the playground. During recess breaks, students may play organized games such as basketball, soccer and foot hockey as well as activities such as skipping and tag. TACKLING is not allowed at any time.

Playground/Field Expectations

On the playground, students will:

- Play safely. No play fighting or rough play, (i.e. wrestling, piggy-backing, pushing/shoving, body-checking, tripping or violence)
- Play on the assigned paved and field areas (once opened) at the back of the school.
- Stay away from the tree line and parking lot
- Use the washrooms on the main floor after obtaining a washroom pass
- Leave snow on the ground at all times during snow season
- Leave sticks and leaves on the ground at all times
- Never ride bicycles, rollerblades, or skateboards on school property
- Respect the private property surrounding the school yard – refrain from touching fences
- Care for and return any play equipment borrowed during recess

What is a Combined Classroom?

What is a Combined Classroom?

Combined classes group children from two or more consecutive grades in one classroom. Schools combine classes for a variety of reasons. These include organizing classes to meet student learning needs and combining grades to balance class size.

All classrooms include students with a range of skills and abilities. Combined classes are neither better nor worse than single-grade classes. They are simply one of the many ways schools meet students' academic and social development needs.

How are Students Chosen for Combined Classes?

Principals and staff consider a variety of factors when grouping children into classes, including:

- * Learning styles
- * Social Skills
- * Academic needs
- * ... and many other factors

All classrooms, whether single-grade or combined, include students performing at a range of achievement levels. In every case, schools strive to create a classroom environment that will support the needs of all students .

How will a Combined Class Affect my Child?

ACADEMIC ACHIEVEMENT: Several studies have found that students in combined classes do just as well as students in single-grade classes. In fact, some students actually do better in language and reading.

IMPROVED SOCIAL DEVELOPMENT: Canadian studies show that children in combined classes have *more opportunities for emotional and social growth*. The rich social environment helps students:

- * Learn how to work on their own and as part of a team
- * Build leadership abilities as they work together and help each other
- * Develop decision-making skills, and become more self-motivated and responsible
- * Learn in an environment that reflects the real world. The diverse ideas and opinions of classmates help expand students' perspectives.

Will My Child Get Enough Individual Attention?

Every day, in both single-grade classes and combined grades, teachers work with large groups, small groups, and individual students. But students in combined classrooms also benefit from a broader support structure.

Younger children can ask students from the higher grade for help. Older students learn by explaining problems to their younger peers. In fact, peer tutoring can help higher achieving and older students reinforce their knowledge and positive social behaviours.


How Can the Teacher Teach More than One Grade at a Time?

Teachers use many different strategies to teach students in combined grades. They may:

- * Introduce a common topic then give each grade a different task or problem
- * Break students into groups to study different problems and report back to the class. These groups can be flexible, including students with varied interests and skills
- * Bring students together for activities like health, physical education, and the arts.

The Ministry of Education has developed strategies that help teachers reach a range of learners. For example, teams from every school in Ontario have been trained in differentiating instruction. This is a strategy that looks at the individual learning needs and progress of each student. The teacher can then identify the range of needs in the classroom and plan a program that meets the needs of all the students.





Community Corner

Healthy and Environmentally Friendly Lunches

Did you know the average student lunch generates 30 kg of waste per year? Here's another interesting fact: Not only is a waste-free lunch healthier and better for the environment - it can also save you upwards of \$200 each year!

The foods you pack for your child will give them the energy and nutrients they need to learn and play at school. Aim to have at least three of the four food group represented in your child's lunch. Check out [Canada's Food Guide](#) to review the food groups.

Involving your children in packing their own tasty and healthy lunch will provide better odds that they will eat and enjoy their lunch. Beat the morning rush by taking time after dinner to prepare lunch with your children for the next day so they can grab their chilled lunch on their way out the door.

Don't forget to pack a refillable water container, and if your child enjoys other healthy beverages, perhaps some milk or 100% fruit juice packed in a reusable drink container.

Lunch Bag Tips:

- Label your reusable containers and utensils to ensure they make it home each day
- A small icepack in a thermal lunch bag will keep food and beverages cool and fresh
- Only pack as much food as your child will eat to reduce waste
- Read food labels and choose products with as little saturated and trans fats as possible; limit foods and beverages high in calories, fat, sugar or sodium
- Insulated bottles or thermoses are great to keep hot foods hot or cool foods cool
- Take your children grocery shopping with you and encourage them to select their favourite fruits, vegetable and healthy food items to stock your fridge and pantry
- Purchase items in bulk and package in amounts you child will eat in reusable containers

Remember that our schools are nut-free, so don't include any items that contain nuts

For more ideas and resources to plan healthy lunches, visit:

[EatRight Ontario](#), [EatRight Ontario's meal planning checklist](#), [Health Canada's meal planning checklist](#)

A Letter from our Trustee, Linda Aversa...

As we start another school year, we are very pleased to welcome all of our new and returning families. I hope you all enjoyed the hot summer months and are looking forward to the start of school.

There is a lot to look forward to in the months ahead and many ways for families to engage with their child's learning. There is a strong connection between parent and family engagement and student achievement and well-being, and I hope that you will find opportunities to get involved.

In the coming year, trustees will continue to focus on the priorities that we set out in our [Multi-Year Plan](#): student achievement and well-being; the delivery of effective and sustainable educational programs; and the responsible stewardship of Board resources.

We know that partnerships with parents and families are essential to achieving these goals. However you choose to get involved, know that you are making a difference to your child's learning.

I wish you all the best for the upcoming school year.



Information for Parents

We are now accepting donations online

What qualifies as a donation?

Donations must meet the Canada Revenue Agency (CRA) criteria for a tax receipt:

- there is no benefit to the donor,
- the directed gift does not benefit any person not dealing at arm's length with the donor, and
- decisions about how the donations will be used will be made by the charity (in this case the school).

What does not qualify as a donation?

Examples of payments which do not qualify as donations (no tax receipt provided) and which should not be made through the online donation module include (but are not limited to):

- donations to external charities (i.e. Terry Fox Run),
- payment for a table at a fun fair to sell parent crafts, and
- donations where the donor has requested that the gift be used for a specific purpose or person(s).

Questions?

If you have questions about donations and process please contact the school. For support with School Cash Online call 1.866.961.1803. School Cash Online support is available 24 hours a day, 7 days a week.

Using YRDSB School Cash Online to make a donation

1. Sign into your School Cash Online account
2. Click on "Make A Donation"

The screenshot shows the York Region District School Board School Cash Online interface. The header includes the YRDSB logo and navigation links: Home, Items, Payment, Story, and My Account. The 'My Account' link is circled in red. Below the header, there is a search bar and a 'Make A Donation' button, which is also circled in red. The 'Add Student' button is visible to the right of the 'Make A Donation' button.

Note - The School Cash Online Account Holder name appears on the tax receipt. Account holder name should not be the student name. Please ensure the Account Holder name is correct by clicking on "My Account".

3. Select the amount you wish to donate
4. Choose the school name from the "Fund Destination" drop down

School Cash Online Home **Items** Payment History My Account

Home > Items > Items

Give To York Region District School Board

Please retain this receipt for tax purposes. The Board is a registered Canadian Charitable organization and your donation may be deducted when computing taxable income.

Gift Information

I would like to make a donation of: \$20 \$50 \$100 \$200 \$500 \$1000 Other Amount:

Fund Destination: **Select a Fund Destination**

Tribute Information

This gift is: Name of honoree:

Message to School Board

Message: (Optional)

Tax Receipt

A donation receipt will be emailed to you upon completion of your cart checkout.

5. Under Message to School Board, you can provide further details such as Student Name/Classroom.
6. Select "Add To Cart"
7. Other items can be purchased online (ie: field trip, hot lunch..) and can also be added to the cart before going to Checkout
8. Proceed to checkout to complete your order
9. Print your Donation Tax Receipt

York Region District School Board
60 Wellington Street West
Aurora, ON
(905) 727-3141

Leanne Shaw
Board Donation

Donated By Leanne Shaw
24 Glenora St.
Burlington, N1R7J4
CANADA

Official Receipt For Income Tax Purposes
Charity Name: ABC Educational Foundation
Registered Charity Number: 123-1232

Useful Links | About

RECEIPT

Receipt #: 00006

\$150.00

Total: \$160.00 CAD

Tender: CreditCard
XXXXX XXXX XXXX 5454
Reference #: 799596
Donation Date: Jan 22, 2013
Issue Date: Jan 22, 2013

Officer: Jane Smith
Position: Treasurer

SchoolCashOnline.com

Do you remember how excited your children were about maths* when they were young? How they were excited by patterns in nature? How they rearranged a set of objects and found, with delight, that they had the same number? Before children start school they often talk about maths with curiosity and wonder, but soon after they start school many children decide that maths is confusing and scary and they are not a "math person". This is because maths in many schools is all about procedures, memorization and deciding which children can and which cannot. Maths has become a performance subject and students of all ages are more likely to tell you that maths is all about answering questions correctly than tell you about the beauty of the subject or the way it piques their interest.

Given the performance and test-driven culture of our schools, with over-packed curriculum and stressed out students, what can parents do to transform maths for their children? Here are some steps to take:

1

Encourage children to play maths puzzles and games. Award winning mathematician, Sarah Flannery reported that her maths achievement and enthusiasm came not from school but from the puzzles she was given to solve at home. Puzzles and games – anything with a dice really – will help kids enjoy maths, and develop number sense, which is critically important.

2

Always be encouraging and never tell kids they are wrong when they are working on maths problems. Instead find the logic in their thinking – there is always some logic to what they say. For example if your child multiplies 3 by 4 and gets 7, say – Oh I see what you are thinking, you are using what you know about addition to add 3 and 4, when we multiply we have 4 groups of 3...

3

Never associate maths with speed. It is not important to work quickly, and we now know that forcing kids to work quickly on maths is the best way to start maths anxiety for children, especially girls. Don't use flashcards or other speed drills. Instead use visual activities such as <https://bhi61nm2cr3mkgk1dtaov18-wpengine.netdna-ssl.com/wp-content/uploads/2015/03/FluencyWithoutFear-2015.pdf>

4

Never share with your children the idea that you were bad at maths at school or you dislike it – especially if you are a mother. Researchers found that as soon as mothers shared that idea with their daughters, their daughter's achievement went down.

5

Encourage number sense. What separates high and low achievers is number sense – having an idea of the size of numbers and being able to separate and combine numbers flexibly. For example, when working out $29 + 56$, if you take one from the 56 and make it $30 + 55$, it is much easier to work out. The flexibility to work with numbers in this way is what is called number sense and it is very important.

6

Perhaps most important of all – encourage a "growth mindset" let students know that they have unlimited maths potential and that being good at maths is all about working hard. When children have a growth mindset, they do well with challenges and do better in school overall. When children have a fixed mindset and they encounter difficult work, they often conclude that they are not "a math person". One way in which parents encourage a fixed mindset is by telling their children they are "smart" when they do something well. That seems like a nice thing to do, but it sets children up for difficulties later, as when kids fail at something they will inevitably conclude that they aren't smart after all. Instead use growth praise such as "it is great that you have learned that", "I really like your thinking about that". When they tell you something is hard for them, or they have made a mistake, tell them: "That's wonderful, your brain is growing!"



** I use maths, rather than math, partly because I am from the UK and we say maths there and partly because maths is short for mathematics, it is a plural noun. Mathematics was chosen to be plural to reflect all the many parts of mathematics - drawing, modeling, asking questions, communicating, etc. Math sounds more singular and narrow (Do the math, usually means do a calculation!), and I prefer to keep the idea that maths is a multidimensional and varied set of mathematical forms and ideas.*



Resources for Parents
www.youcubed.org

Online Courses for
Students, Teachers and Parents

<https://www.youcubed.org/category/mooc/>

Student Page

<https://www.youcubed.org/students/>

Parent Page

<https://www.youcubed.org/parents/>

Recommended Apps and Games

<https://www.youcubed.org/category/teaching-ideas/math-apps/>

More Information about Brain Science

<https://www.youcubed.org/think-it-up/>

Jo's Mindset Book

<http://tinyurl.com/qxhnqsh>

Maths Tasks to Do At Home

<https://www.youcubed.org/tasks/>

Summer Camp Video

<https://www.youcubed.org/youcubed-summer-math-camp-2015/>

Week of Inspirational Maths Curriculum

<https://www.youcubed.org/week-of-inspirational-math/>